

Józef RAZOWSKI

**The *Tortricoidea* (Lepidoptera) from Mongolia<sup>1</sup>**

***Tortricoidea* (Lepidoptera) из Монголии<sup>1</sup>**

***Tortricoidea* (Lepidoptera) z Mongolii<sup>1</sup>**

[With 20 Text-figures]

Dr. L. GOZMÁNY has kindly sent me the material of the *Cochylidae* and *Tortricidae* collected by Dr. Z. KASZAB in Mongolia. I should like to express here my thanks to both.

The material contains about 350 specimens collected in 1964 during the second expedition of Dr. Z. KASZAB. The route map (fig. 1.) of the expedition is enclosed below, the characteristics of the localities are given by Z. KASZAB (1965).

The *Tortricoidea* of Mongolia are scarcely known, although several species have been described from that country. Because of the scarcity of material one cannot realize which are the connections between the fauna of Mongolia and the faunas of other territories of Asia. In the examined material there are some species typical of Central Asia as well as some known till now only from Europe. The lists of the species with descriptions of some new ones are given.

*TORTRICIDAE*


*Aphelia disjuncta* (FIL.), comb. nov.

*Euxanthia disjuncta* FILIPIEV, 1925, Jahrb. Martjanov. Staatsmus., 2: 54.

Bajanchongor aimak, SO to Orog nur, 1200 m., 23. VI. — 2 specimens; Central aimak, 26 km. to the east of somon Lun, 1180 m., 3. VII. — 1 specimen.

The redescription of this species based on the Mongolian material and the characteristics of its genitalia, unknown till now, as follows. Labial palpus longer than 1; pale cream to pale ochreous in females. Head in male cream-white; antenna rather concolorous; thorax pale organe-ochreous, sprinkled with cream, posterior and median portions of tegulae white-cream. Forewing

<sup>1</sup> Ergebnisse der zoologischen Forschungen von Dr. Z. KASZAB in der Mongolei. 72. *Tortricidae* (Lepidoptera)



P. 255.

broadening terminad; costa uniformly curved outwards; apex delicately rounded; termen hardly bent, fairly oblique. Ground colour pale cream, pattern orange-ochreous consisting of large irregularly edged, cream immaculate, cream along costa basal blotch, broad, well developed at costa, strongly broadening towards dorsum, uniform beyond middle of wing median fascia and well developed area with anterior edge commencing at costa before apex, terminating at tornus; two fairly large spots at costa between median fascia and apico-terminal area. Delicate orange suffusion along dorsum. Fringes pale ochreous-orange. Hindwing cream-grey, tinged with ochreous at apex and on peripheries; fringes pale ochreous-grey. Length of forewing 10 mm. Two females darker than the male, ochreous-orange, unicolorous.

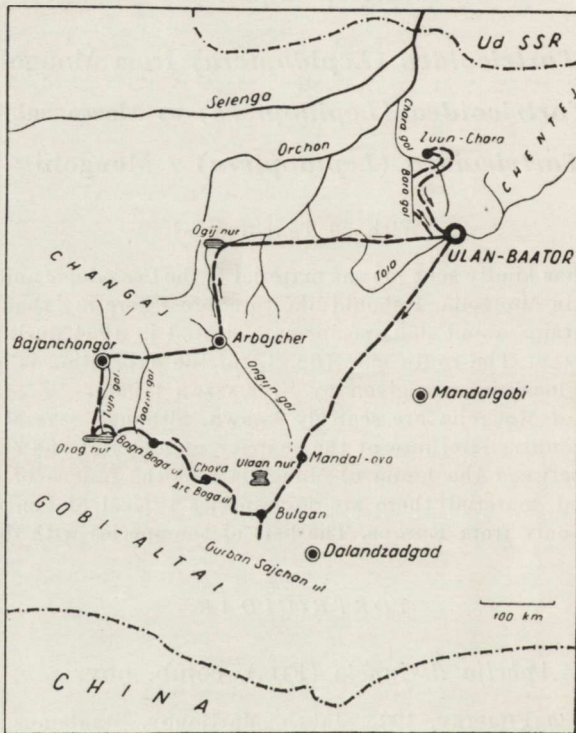
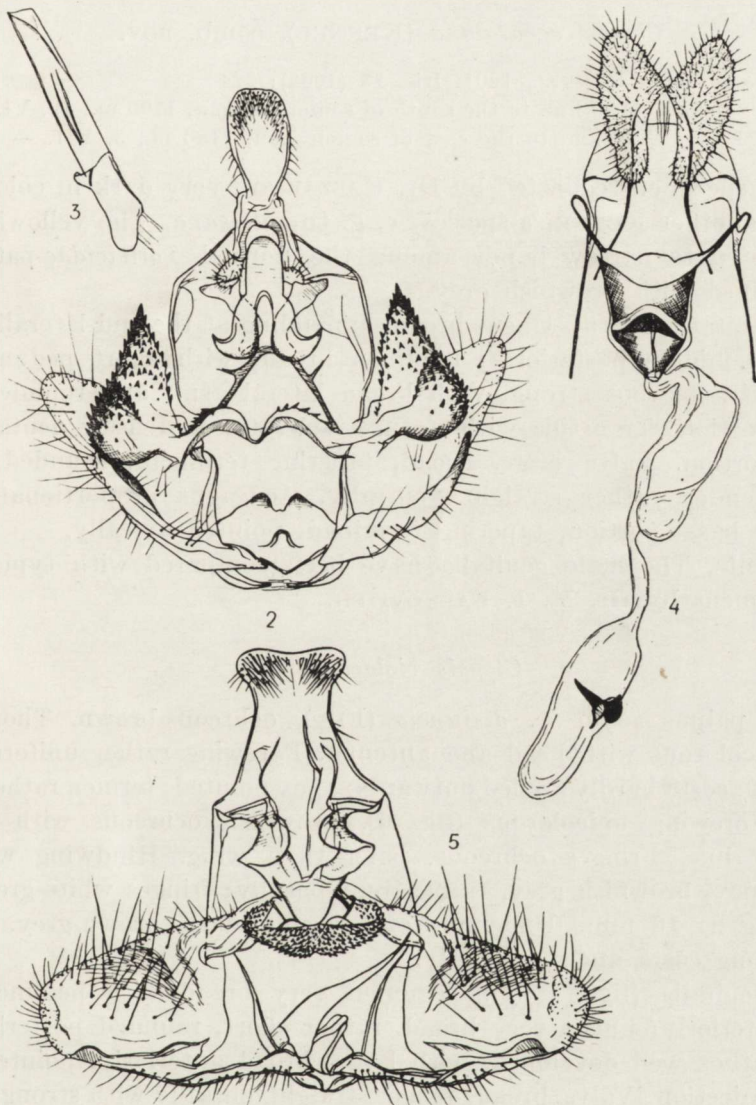


Fig. 1. Route of the expedition

Male genitalia (figs. 2, 3). Tegumen broad; pedunculi rather short; uncus proportionately to tegumen fairly small, narrowing anteriorly, delicately rounded terminally; socii small, rounded, hairy; gnathos strong, with well developed bases of arms, broad, rounded apically; terminal plate and strong lateral projections of base of terminal plate which are curved, pointed apically. Valva broad, rather triangular, rounded posteriorly; sacculus slender, tapering terminad; large, broad basally, pointed apically, thorned lateral

parts of transtilla present; median part of transtilla rather narrow, concave medially, dentate dorsally. Aedeagus slender, long, pointed apically; two cornuti present.



Figs. 2—5. Male and female genitalia: 2 — *Aphelia disjuncta* (FIL.), Central aimak, G. Sl. 8515; 3 — aedeagus of same specimen; 4 — same species, G. Sl. 8525; 5 — *Clepsia accuratana* (KENN.), Southgobi aimak, G. Sl. 8540

Female genitalia (fig. 4). Labia broad, tapering anteriorly; anapophyses thin, long; eighth tergite broad; sterigma ill-defined with posterior part slightly protruding medially, and with thin lateral projections; antrum very broad,

well sclerotized with additional, triangular sclerite anteriorly; ductus bursae long, rather thin; ductus seminalis posterior; corpus bursae elongate; signum fairly large, capitate.

*Clepsis accuratana* (KENNEL), comb. nov.

*Tortrix accuratana* KENNEL, 1901, Iris, **13** (1900): 224

Gurban Sajchan ul, 30 km. to the south of somon Bulgan, 1700 m., 19. VI. — 5 specimens; Central aimak, 26 km. to the east of somon Lun, 1180 m., 3. VII. — 1 specimen.

All the specimens collected by Dr. KASZAB are very dark in colour, rather similar to another KENNEL's species, e. g. to *aglossana*. The yellowish ground colour limited to narrow bands among the normal *Tortricidae*-pattern, distinctly striped with brownish grey.

Male genitalia (fig. 5). Uncus broad, expanding at the end laterally, slightly concave in middle posteriorly; tegumen broad, with short pedunculi; socii rather small; gnathos strong, with broad lateral arms and rounded apically terminal portion. Transtilla with strongly sclerotized, densely dentate median bulbous portion. Valva large, broad, tapering terminad, rounded apically; sacculus slender, rather straight ventrally. Aedeagus proportionately small, with short basal portion, tapering terminad, pointed apically.

Comments. The male genitalia have been compared with typically coloured specimens by Dr. M. I. FALKOVITSH.

*Clepsis violacea* sp. n.

Labial palpus as in *A. disjuncta* (FIL.), ochreous-brown. Thorax broad rather concolorous with head and antenna. Forewing rather uniformly broad throughout; costa hardly arched outwards; apex pointed; termen rather straight, oblique. Forewing unicolorous (fig. 6), brownish ochreous with ill-defined violet-pink hue. Fringes ochreous, paler than wing. Hindwing with short, rounded apex, brownish grey, transparent basally; fringes white-grey. Length of forewing 9–10 mm. Underside of forewing dark brown-grey, ochreous-yellow along costa and posteriorly.

Male genitalia (figs. 7–9). Tegumen very broad with pedunculi rather slender anteriorly; uncus very broad, rather short, rounded posteriorly; socii small; gnathos well developed, with large, broad anteriorly, pointed apically median projection. Valva broad, rather straight dorsally with strong, sclerotized area before middle subdorsally, convex posteriorly; sacculus broad anteriorly, thin posteriorly, provided with large slightly tapering terminad ventral projection beyond base, sinuate, rounded medially; transtilla consisting of two very strong, dorsally dentate lateral parts and membranous median portion. Aedeagus strong with slender, long coecum penis and uniformly broad posterior portion, marked with large ventro-basal and smaller median and

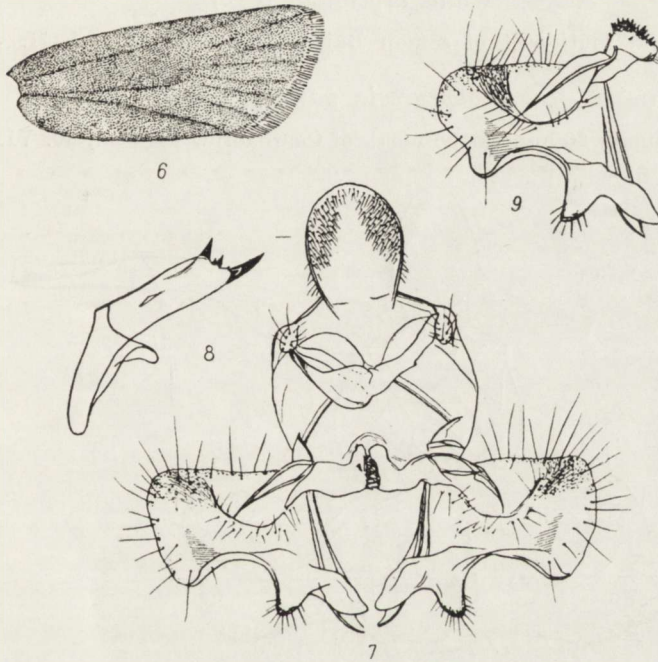
dorsal thorns terminally. In typoid with genitalia on slide Nr. 8526, solitary, long cornutus present in vesica.

Holotype: „Mongolia: Bajanchongor aimak, 8 Km. S. von somon Zinst, 1400 m. Exp. Dr. Z. KASZAB 1964, 25. VI. 1964”.

Paratypes (2♂♂) identically labelled as type, with genitalia on slides Nr. 8526 and 8527.

Comments. The new species resembles *C. unicolorana* (DUP.) superficially, but differs in the genitalia. The female unknown.

The holotype and one paratype in the Hungarian Natural History Museum, Budapest, second paratype in the author's collection.



Figs. 6—9. *Clepsis violacea* sp. n.: 6 — forewing; 7 — male genitalia of the holotype; 8 — aedeagus of same specimen; 9 — valva of paratype, G. Sl. 8526

*Clepsis praeclarana fucosana* (KENNEL), comb. nov.

*Tortrix fucosana* KENNEL, 1901, Iris, 13 (1900): 225

Central aimak, 26 km. to the east of somon Lun, 1180 m., 3. VII. — 2 specimens; Bulgan aimak, 5 km. to the west of somon Daschintschilen, 1400 m., 2. VII. — 1 specimen.

All these specimens agree in coloration with the figure in KENNEL's monograph. OBRAZTSOV placed this species in the genus *Aphelia* HBN. The male genitalia (figs. 10, 11) are characterized as follows. Tegumen rather large, socii small, not hairy; uncus very broad, broadest in middle, delicately rounded

posteriorly; gnathos with long arms and large, pointed apically median part. Valva very broad, slightly broadening terminad, rounded apically; sacculus strong, broad subterminally, tapering terminad, but without free termination. Aedeagus long, slender, delicately bent in middle, decidedly tapering terminad from this point, provided with large bifurcate thorn subterminally.

*Clepsis strigana* (HBN.)

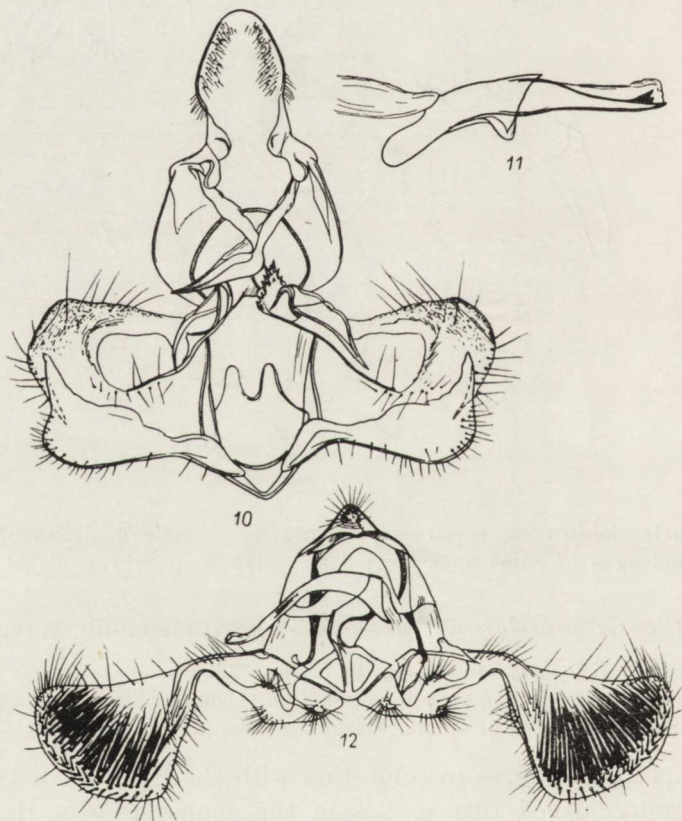
Bulgan aimak, 5 km. to the west of somon Daschintschilen, 1140 m., 2. VII. — 5 specimens; Central aimak, 26 km. to the east of somon Lun, 1180 m., 3. VII.; Central aimak, Zuun-Chara, 800 m., 8. VII. — 3 specimens.

*Eana argentana* (CL.)

Central aimak, south-east of somon Bajanzogt, 1600 m., 4. VIII. — 6 specimens.

*Laspeyresia pamira* OBR.

Archangaj aimak, 20 km. to the north of Charchorin, 1640 m., 30. VI. — 1 specimen.



Figs. 10–12. Male genitalia: 10 — *Clepsis fucosana praeclarana* (KENN.), Central aimak, G. Sl. 8518; 11 — aedeagus of same specimen; 12 — *Matsumureses ochrocervina* (WALSM.), Central aimak, G. Sl. 8529.

*Matsumureses ochreocervina* (WALSM.), bona spec.

*Eucelis ochreocervina* WALSINGHAM, 1900, Ann. & Mag. nat. Hist. ser. 7, 6: 407

Central aimak, south-east of somon Bajanzogt, 1600 m., 4. VII.; 26 km. to the east of somon Lun, 1180 m., 3. VII. — 2 specimens.

This species was synonymized by OBRAZTSOV (1960) and then by KUZNETSOV (1962) with *M. phaseoli* (MATS.). *M. ochreocervina* (WALSM.) is closer in the male genitalia to *M. monstrosana* KUZN. than to *M. phaseoli* (MATS.) and differs from the latter mainly in the shape of the valva. The description of the male genitalia of the species in question is as follows: tegumen broad, tapering in apical portion in a tip; socii small, coalescent; valva large, very strongly narrowed before middle; cuculus very large, rounded posteriorly; sacculus broad anteriorly, short, strongly sinuate beyond almost straight anterior portion; aedeagus long, slender, tapering terminad; two small cornuti in vesica present (fig. 12).

*Eucosma messingiana* (F. R.)

Bajanchongor aimak, 8 km. to the south of somon Zinst, 1400 m., 25. VI. — 2 specimens.

*Eucosma candidulana* (NOLCK.)

Central aimak, Zuun-Chara, 800 m., 8. VII. — 1 specimen; Central aimak, 126 km., to the north of Ulan-Bator, 1100 m., 9. VII. — 3 specimens.

*Eucosma certana* V. I. KUZN.

Central aimak, 126 km. to the north of Ulan Bator, 1100 m., 9. VII. — 1 specimen.

*Eucosma apocrypha tagarica* FALK.

Central aimak 26 km. to the east of somon Lun, 1180 m., 3. VII. — 127 specimens, (det. by M. I. Falkovitsh).

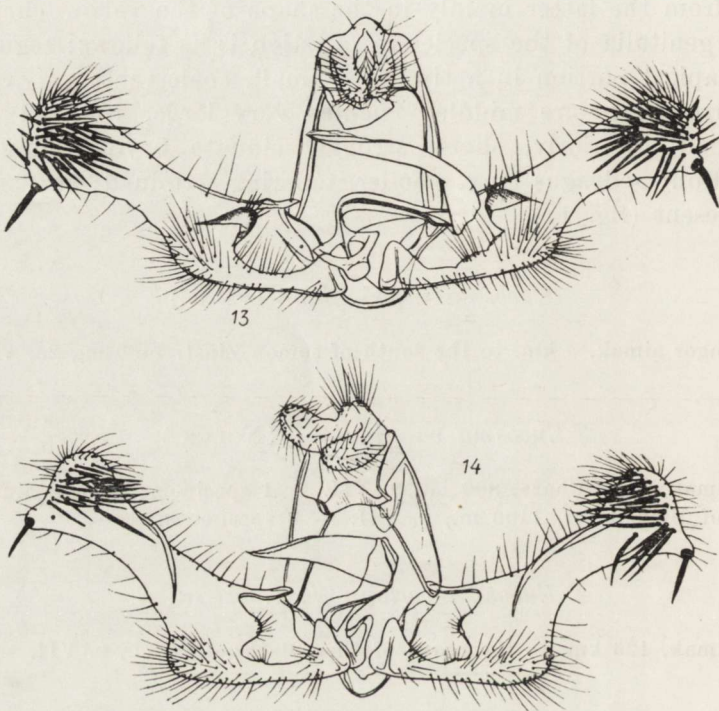
*Pelochrista chanana* (KENN.), comb. nov.

*Epiblema chanana* KENNEL, 1901, Iris, 13 (1900): 273

Uburchangaj aimak, Changaj Mts., 5 km. north-east of somon Chuzhirt, 1730 m., 29. VI. — 15 specimens; Archangaj aimak, 20 km. to the north of Charchorin, 1640 m., 30. VI. — 4 specimens; Central aimak, 26 km. to the east of somon Lun, 1180 m., 3. VII. — 1 specimen.

The specimens agree completely with the illustration in KENNEL's publication. Moreover, the variability of the pattern and coloration is realized. Some specimens are almost unicolorous pale brownish-creamy; two ones are

rather dark, brown, brownish creamy anteriorly and along costa. The genitalia were unknown till now, so a short description of those are added. Tegumen slender (fig. 13), uncus very small, rounded apically; socii large, rounded terminally; valva long, uniformly broad to before middle, then narrowing; cuculus broad, rounded posteriorly provided with pollex; pulvinus very strong; sacculus well developed, almost straight anteriorly; aedeagus slender, long, pointed apically. Female genitalia unknown.



Figs. 13–14. Male genitalia: 13 — *Pelochrista chanana* (KENN.), Archangaj aimak, G. Sl. 8514; 14 — *P. disquei* (KENN.), G. Sl. 8516

*Pelochrista disquei* (KENN.), comb. nov.

*Epiblema disquei* KENNEL, 1901, *Iris*, 13 (1900): 274

Three specimens collected with preceding species in Uburchangaj, 29. VI.

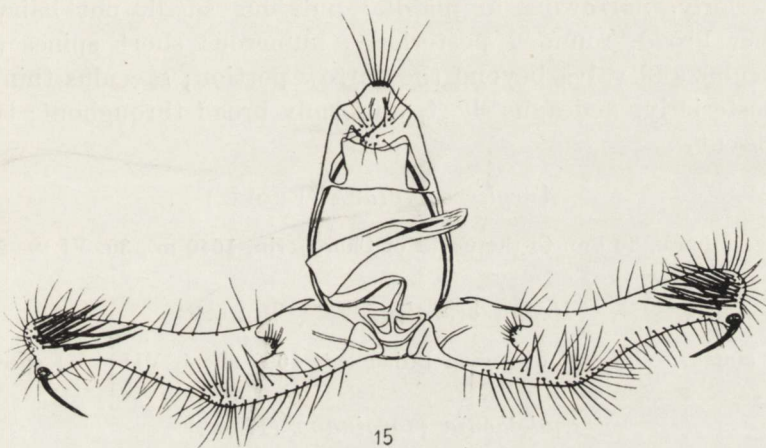
Male genitalia (fig. 14): tegumen strong, elongate, uncus rather well developed; socii very broad, rounded apically; gnathos rather delicate. Valva broad anteriorly, narrow in median and posterior portions; cuculus rounded dorsally, protruding ventrad at pollex; sacculus elongate, rounded posteriorly; pulvinus smaller than in *P. chanana* (KENN.). Aedeagus short, broad anteriorly, strongly tapering apicad, pointed.




*Pelochrista ornamentana* (RBL.)

Bajanchongor aimak, Changaj Mts., 35 km. to the south of Bajanchongor (center), 2000 m., 26. VI. — 5 specimens; 26 km. to the east of somon Lun, 1180 m., 3. VII. — 40 specimens; south-east of angle of lake Orog nur, 1200 m., 24. VI. — 2 specimens; Uburchangaj aimak, Changaj Mts., 21 km. to the east of somon Narijnteel, 2080 m., 27. VI. — 36 specimens; Archangaj aimak, 20 km. of Charchorin, 1640 m., 30. VI. — 1 specimen.

Male genitalia (fig. 15) have never been illustrated. Tegumen slender, uncus small; gnathos with well developed median portion; valva long, slender, pulvinus well developed, rounded apically; cuculus small, rounded dorso-posteriorly, protruding ventrad towards base of large, bent pollex; sacculus long, thin, rounded at posterior edge. Aedeagus rather long, slender, tapering terminad; single long cornutus in examined specimen.



15



16

Figs. 15—16. Male genitalia: 15 — *Pelochrista ornamentana* (RBL.), Bajanchongor aimak, G. Sl. 8513; 16 — *Biuncaria kenteana* (KENN.), G. Sl. 8519

*Pelochrista figurana* FALK.

Central aimak, 26 km. to the east of somon Lun, 1180 m., 3. VII. — 2 specimens.

The description of this species is now in print. Determined by M. I. FALKOVITSH.

*Epiblema foenella* (L.)

Central aimak, 126 km. to the north of Ulan Bator, 1100 m., 9. VII. — 1 specimen.

*Biuncaria kenteana* (KENN.)

Central aimak, 26 km. to the east of somon Lun, 1180 m., 3. VII. — 1 specimen; south-east of somon Bajanzogt, 1600 m., 4. VII. — 1 specimen.

The specimens agree well with KENNEL's figure (1913). The male genitalia (fig. 16) with large tegumen; socii very strong, well sclerotized laterally, tapering posteriorly, pointed apically; uncus absent; gnathos delicate; valva very broad anteriorly, narrowing in middle; pulvinus small, not hairy; cuculus large, rather broad, rounded posteriorly, numerous short spines at ventral edge of cuculus and valva beyond the narrow portion; sacculus thin in middle rounded posteriorly. Aedeagus short, uniformly broad throughout; two minute cornuti present.

*Ancylis comptana* (FROEL.)

Archangaj aimak, 20 km. to the north of Chorchorin, 1640 m., 30. VI. — 2 specimens.

*Hedya ochroleucana* (FROEL.)

Central aimak, south-east of somon Bajancogt, 1600 m., 4. VII. — 1 specimen.

*Endothenia marginana* (HAW.)

South Gobi aimak, Gurban Sajchan ul, 30 km. to the south of somon Bulgan, 1700 m., 19. VI. — 10 specimens; same aimak, 30 km. to the west of somon Bulgan, 1120 m., 20. VI. — 1 specimen.

*Bactra lacteana* (CAR.)

Archangaj aimak, 30 km. to the south of lake Ogij nur at Chogachin-Orchon, 1450 m., 1. VII. — 2 specimens; Central aimak, 26 km. to the east of somon Lun, 1180 m., 3. VII. — 1 specimen.

*Celypha anatoliana* (CAR.)

Archangaj aimak, 30 km. to the south of lake Ogij nur, Chogachin-Orchon, 1450 m., 1. VII. — 1 specimen; Central aimak, 26 km. to the east of somon Lun, 1180 m., 3. VII. — 1 specimen.

*Celyphoides cespitanus* (HBN.)

Central aimak, 26 km. to the east of somon Lun, 1180, 3. VII. — 1 specimen; 126 km. to the north of Ulan-Bator, 1100 m., 9. VII. — 1 specimen; Zuun-Chara, 800 m., 8. VII. — 1 specimen.

## COCHYLIDAE

*Hysterosia inopiana* (HAW.)

Central aimak, Zuun-Chara, 800 m., 8. VII. — 1 specimen.

*Falseuncaria epilinana* (ZELL.)

Central aimak, 26 km. to the east of somon Lun, 1180 m., 3. VII. — 1 specimen.

*Falseuncaria kaszabi* sp. n.

Labial palpus about 3; ochreous laterally, creamy posteriorly and dorsally; median joint elongate; terminal joint short, rather broad. Head, scape of antenna and thorax creamy, tinged with greyish (unfortunately all the specimens are damaged). Forewing not dilated posteriorly; costa almost straight, hardly concave in middle; apex pointed; termen almost straight, oblique. The specimens are unicolorous, pale ochreous-creamy, remainders of pattern with ochreous suffusion at apex. Fringes concolorous with ground colour. Hindwing elongate with rather short, delicately rounded apex, pale brownish grey in colour, darker on peripheries than at base; fringes concolorous with wingbase. Length of forewing 6–8 mm.

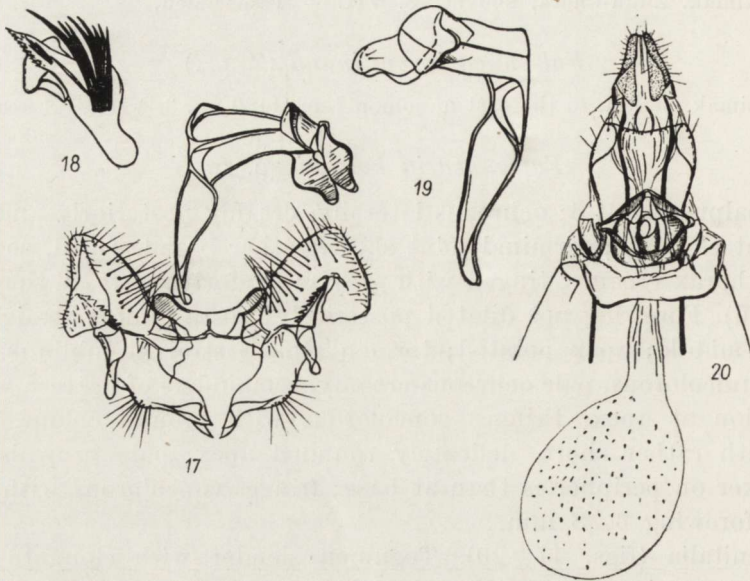
Male genitalia (figs. 17–20). Tegumen slender with elongate pedunculi and slender posterior portion. Terminal broadening rounded posteriorly, provided with symmetrical ventral plates, slightly narrowing terminad, rounded apically. Valva broad anteriorly, narrowed in the middle, provided with large directed ventrad plate-shaped process (folded inwardly in normal position); sacculus rather strong without free termination but with large, slender ventral projection before end ventrally and a row of fairly large teeth along its base in the concavity of ventral edge of valva. Transtilla broad with broadened lateral portions. Aedeagus broad in middle, tapering posteriorly, pointed terminally, provided with numerous small teeth posteriorly; numerous strong, curved cornuti and a group of ill-defined small cornuti in vesica present.

Female genitalia (fig. 22). Papillae anales delicate, scarcely hairy, minutely dentate; anapophyses posteriores on ill-defined additional plate; anapophyses anteriores strong; eighth tergite very large; sterigma complicate, broad, with rounded anterior edge and protruding posterior portion, broad ventral lamella attached to sterigma; ostium rounded, small; antrum well sclerotized, short; ductus bursae fairly short, broad anteriorly; corpus bursae transparent, very delicately spined.

Holotype (male): „Mongolia, Bajanchongor aimak, Changaj Gebirge, 35 km. S. von Bajanchongor (Zentrum), 2000 m., Exp., Dr. Z. KASZAB, 1964, 26. VI. 1964”.

Paratypes (5 ♂♂, 1 ♀), two ones labelled identically as the type (female), four ones labelled as follows: „Mongolia, Central aimak, 26 km. O. von somon Lun, 1180 m, Exp. Dr. Z. KASZAB 1964, 3. VII. 1964”.

I name this species in honour of the collector. The type and four paratypes in the collection of the Hungarian Natural History Museum, Budapest, two paratypes in author's collection.



Figs. 17—20. *Falseuncaria kaszabi* sp. n.: 17 — male genitalia of paratype, G. Sl. 4427; 18 — aedeagus of same specimen; 19 — tegumen of the holotype, laterally; 20 — female genitalia of paratype, G. Sl. 8511

*Stenodes emiliana* (KENN.)

Central aimak, 26 km. to the east of somon Lun, 1180 m., 3. VII. — 14 specimens; Bulgan aimak, 5 km. to the west of somon Daschintschilen, 1140 m., 2. VII. — 8 specimens; Uburchangaj aimak, Changaj Mts., 21 km. to the east of somon Narijnteel, 2080 m., 27. VI. — 1 specimen.

*Stenodes tananrogana* KENN.

Bajanchongor aimak, Changaj Mts., 36 km. to the south of Bajanchongor (center), 200 m., 26. VI. — 1 specimen.

REFERENCES

- KASZAB, Z. 1965. Ergebnisse der zoologischen Forschungen von Dr. Z. KASZAB in der Mongolei. 25. Liste der Fundorte der II. Expedition. Folia ent. hung., Budapest, **18**: 5—38.
- KENNEL, J. 1908—1921. Die Palaearktischen Tortriciden. Zoologica, Stuttgart, **21**, 742 pp., 24 pls.
- KUZNETSOV, V. I. 1962. New Species of Leaf-Rollers (*Lepidoptera*, *Tortricidae*) from the Far-East. Trudy zool. Inst. Akad. Nauk. SSSR, Leningrad, **30**: 337—352.
- OBRAZTSOV, N. S. 1960. Die Gattungen der palaearktischen *Tortricidae*. II. Die Unterfamilie *Olethreutidae*. 3. Teil. Tijdschr. Ent., Leiden, **103**: 111—143.

## STRESZCZENIE

Praca przedstawia systematyczny wykaz gatunków zebranych przez dra Z. KASZABA podczas wyprawy do Mongolii. Dwa gatunki zostały opisane jako nowe (*Clepsis violacea* sp. n. i *Falseuncaria kaszabi* sp. n.), ponadto zostały omówione aparaty genitalne kilku mało znanych gatunków.

---

## РЕЗЮМЕ

Работа представляет систематический список видов собранных др-ом З. КАСАБОМ (Dr. Z. KASZAB) во время его экспедиции в Монголию. Два вида были описаны как новые (*Clepsis violacea* sp. n. и *Falseuncaria kaszabi* sp. n.), кроме того обсуждено генитальные аппараты нескольких малоизвестных видов.

---